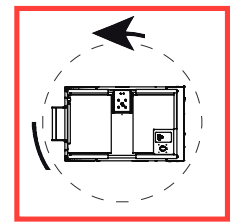


ZERO Inside
Turning Radius
and 1253
mm Outside
Turning Radius





mosca+co.2015

MEASUREMENTS		Metric	US
Platform Height		2900	A 9 ft 6 in
Entry Step		400	B 1 ft 3 in
Working Height		4900	C 16 ft
Platform Width		680	D 2 ft 2 in
Platform Length		1115	E 3 ft 9 in
Platform Length W/decks ext		1700	F 5 ft 6 in
Width		739	G 2 ft 4 in
Base Length		1192	H 3 ft 10 in
Height Stowed		1747	I 5 ft 8 in
Ground Clearance Front		92	J 3,6 in
Ground Clearance Middle		87	K 3,4 in
Platform Capacity w/ decks ext		180 kg	397 lbs
Rated Number of Occupants	CE		1
Rated Number of Occupants	ANSI		2
PERFORMANCE			
Drive Speed Stowed		3 km/h	1.9 mph
Drive Speed Elevated		0,6 km/h	0.35 mph
Inside Turning Radius		Zero	Zero
Outside Turning Radius		1253	4 ft 7 in
Gradeability		35%	35%
Raise/Lower Speed		16 / 21 sec	16 / 21 sec
Controls		One Hand proportional controller	
Tires		Solid Rubber, Non Marking	
POWER			
Power Source		110/220 V ca 24 V 12 Ah automatic	110/220 V ca 24 V 12 Ah automatic
Batteries		2 - 12V 85 Ah	2 - 12V 85 Ah
Hydraulic System Capacity		20 lt	5.3 gal
Unit Weight	CE	510 kg	1124 lbs
Unit Weight	ANSI	550 kg	1212 lbs
STANDARD COMPLIANT		Ansi A92.6, CE Compliant, AS1418.10 (int)	



Wheel locking device allows you to drive forward and backward in a straight line when accessing narrow aisle. Dual Roll Out Decks-provide narrow aisle. Swing entry gate with stainless steel hinges and removal of entry toe-board allows easier access.

High cycle batteries allow 250 operation on one charge: enough duty cycle for even the hardest of work days and more. Large LCD screen in the ground module to show system status and diagnostic.



An extremely rugged, ultra-compact Joystick with ergonomically designed handle and trigger style safety switch—enables easier use with gloved hands!

All-steel chassis design, with heavy-duty winch, tie down and lifting points-making life easier for Transportation!
Built in tilt-sensor & active pothole protection for an increased ground clearance.



Wide drive and steer wheels—for reduced ground pressure and increased traction on tough job sites.



The revolutionary mast lifting system designed by BRAVI PLATFORMS for all its platforms models represent a real change on its sector! The mast made of a special extruded aluminium is 100% maintenance free! No more chains to be regularly inspected, no more grease or lubricant required, no maintenance: a real low cost ownership!

Leonardo^{HD}

Outdoor Edition

Now able to work outdoors!

By selecting the 'Leonardo Outdoor Edition' you can work outdoors in normal conditions expanding the use and increasing applications.

The Leonardo Outdoor Edition model has an increased weight of 555 kg (1,221 lbs).

BRAVI

PLATFORMS

BRAVIISOL divisione meccanica srl
S.S. Adriatica, 16 Km 314,600 - 60022 Castelfidardo (AN) Italy
tel. +39.071.7819090 - fax +39.071.7819355

www.braviisol.com - e-mail: info@braviisol.com